





Hello year 6's! Hope you are all enjoying the activities we have set for you. Please remember that all the activities below are only suggestions - you may complete as many as you would like. We look forward to hopefully seeing you all soon.

Subject	Monday	Tuesday	Wednesday	Thursday	Friday
<p>Reading</p>	<p>Complete reading comprehension task Moonfleet.</p>	<p>Read out loud with a member of your family.</p> <p>Activity: Find three new words in the book that you have read. Can you use these words in a sentence of your own?</p>	<p>Choose a page of your reading book. Practise a performance reading of that page. What expressions will you use? How could you act it out? How should the punctuation be read?</p>	<p>Complete reading comprehension task The Telephone Box.</p>	<p>Activity: create a book review for a recent book you have completed.</p> <p>Which age group do you think should read it? Why would someone enjoy the book.</p> <p>You can design your own book review or use the template on the school website.</p>
<p>Writing</p> <p>If you are looking for additional writing activities, Jane Considine from the Training Space (On YouTube) holds daily writing lessons that you can watch live or on catch up on their YouTube channel.</p>	<p>Task: Watch and complete a sentence stacking lesson with Jane Considine.</p> <p>https://youtu.be/v5RyH77-SQQ</p> <p>You will need to first watch the video linked below.</p> <p>https://youtu.be/WjqIU5FgsYc</p> 	<p>Watch video: https://www.literacyshed.com/the-lighthouse.html</p> <p>Task: Complete one or more of the writing tasks listed below.</p> <ul style="list-style-type: none"> -Write a newspaper report of the event - write some dialogue for the film. - create a story board of the key events. - Write a recount of the events. - Write your own story where the problem is solved in a different way. 	<p>Task: write a blog post/review about one of your favourite tv shows or films you have recently watched.</p>	<p>Task: Choose one of the story starters below and write your own story.</p> <ol style="list-style-type: none"> 1. I hadn't seen the door before. It wasn't there last night. Cautiously, I turned the handle. 2. Something called - away in the distance. "Climb on quick!" She commanded... 	<p>Task: write an alternative blurb for the back of the book you have been reading.</p>

Subject	Monday	Tuesday	Wednesday	Thursday	Friday
<p>Maths</p> <p>The white rose maths hub has plenty of resources that you can access at home for free.</p> <p>You can access their problem on the day using the link below.</p> <p>https://whiterosemaths.com/resources/classroom-resources/problems/</p>	<p>Task: Complete worksheet on fractions.</p> <p>Search the white rose maths hub website - complete their problem of the day.</p> <p>Use your TT rockstars login to practise your timestables.</p>	<p>Task: Complete Arithmetic Paper 5.</p> <p>Search the white rose maths hub website - complete their problem of the day.</p> <p>Use your TT rockstars login to practise your timestables.</p>	<p>Task: Complete Reasoning Quiz 3.</p> <p>Search the white rose maths hub website - complete their problem of the day.</p> <p>Use your TT rockstars login to practise your timestables.</p>	<p>Task: Complete worksheet on</p> <p>Search the white rose maths hub website - complete their problem of the day.</p> <p>Use your TT rockstars login to practise your timestables.</p>	<p>Task: Arithmetic Paper 6.</p> <p>Search the white rose maths hub website - complete their problem of the day.</p> <p>Use your TT rockstars login to practise your timestables.</p>

Subject	Monday	Tuesday	Wednesday	Thursday	Friday
<p>Creative Time</p>	<p>Task: plan your own pointillism drawing/painting. Begin with an faint sketch of what you want your drawing/paining to look like.</p> <p>See the examples in the next colouring.</p>	<p>Task: Add colour to your sketch from yesterday to make your pointillism painting/drawing come to life.</p> 	<p>Task: Research one of the famous artists below. Create a fact file on the artist of your choice.</p> <p>You could present this in the form of a leaflet, a blog post or maybe a non-chronological report. Get as creative as you would like. You may even want to create your own version of one of their pictures.</p> <ul style="list-style-type: none"> -Andy Warhol -Pablo Picasso -Vincent Van Gogh -Keith Haring -Banksy 	<p>Task: Transient Art</p> <p>Transient art is a non-permanent art where you arrange objects to create pictures of patterns. You can use natural materials (stones, twigs & leaves) or even objects from your house (Lego, pasta, cutlery or cereal)</p> <p>Use the pictures below for some inspiration...</p> 	<p>Task: Draw with Rob</p> <p>Watch one of Draw with Rob's videos on YouTube.</p> <p>https://www.youtube.com/channel/UCBpgrJijMpk_pyp9uTbxLdg</p> 

Below are suggested activities that you could be practising on a regular basis.

<p>Spellings - See the year 5 & 6 spelling list that is attached on the school website. Choose 5 - 6 spellings from the list to practise.</p> <p>You could do any of the following activities:</p> <ul style="list-style-type: none">-Create a word search with your spellings.-Write silly sentences with your spellings.-Rainbow spellings-Write a story that includes each of your spelling words.-Hold a quiz with the members of your family.	<p>Timestables - knowing our timestables is extremely important, especially as we move into year 7.</p> <ul style="list-style-type: none">-Use your TT rockstars login to practise your timestables daily.- create a timestables game with dice (maybe this could be part of the board game you design in maths)	<p>Physical Activity - make sure you are trying to be active every day.</p> <ul style="list-style-type: none">- Watch Joe Wicks PE lessons live every day at 9:00am or watch his previous videos at any time of day.- Create your own circuit and teach it to the members of your family.- Watch some of the Just Dance videos on YouTube and get dancing for 20 - 30 minutes.
--	--	--