


Plant reproduction

National Curriculum Statutory Requirements

KS1W4 - identifying and classifying

2B1 - observe and describe how seeds and bulbs grow into mature plants

Year 2 - Plants - OS2B003



Learning Objective

I can explain how flowering plants reproduce.

Me:



Teacher:



Flowering plants

Like all living things, plants need to **reproduce**, or make more of themselves.

Some plants, called **flowering plants**, have a special way of reproducing.



A bee covered in pollen



A bee searching for nectar

Activity

On the following pages, you will find some pictures and some descriptions. Carefully, cut them out, match the descriptions to the pictures and place them on the diagram in the correct place.

Discussion

What would happen to **flowering plants** if the **pollinating insects** disappeared?

When the plant has enough energy, and the time of year is right, it creates a **flower**.

They need to move material called **pollen** from one flower to another. However, they need the help of other living things.

The flower is excellent at attracting **flying insects**, such as bees. It contains **nectar**, which is a sugary liquid which animals can use as food. The flower is often **brightly coloured** and has a strong **scent**, which makes it better at attracting insects.

When the insect enters the flower, some **pollen** might stick to it. When the insect flies to another flower, the pollen might fall off into the flower. When pollen from one flower goes into another flower, the flower is **pollinated**.

Once a flower has been pollinated, it has enough material to produce a **seed**. The seed is capable of growing into **another plant**.





Plants have different ways of **moving their seeds** to good growing spots - some use the wind, some use animals, and some use totally different ways!

A **flying insect**, such as a bee, visits the flower in order to drink the **nectar**. Some **pollen** sticks to the insect.

The plant produces a **flower**. The flower is brightly coloured and has a strong scent to attract flying **insects**.


The insect visits **another flower**. Some of the pollen that was stuck to the insect comes off and falls into this flower.

This flower has been **pollinated** because some pollen has moved into it from another flower. The flower can now create a **seed** which can grow into **another plant**.




Flowering plant reproduction


Step 1



Step 2



Step 3



Step 4

