

Homework/Extension

Step 1: Recognise Tenths and Hundredths

National Curriculum Objectives:

Mathematics Year 4: (4F6b) [Recognise and write decimal equivalents of any number of tenths or hundredths](#)

Differentiation:

Questions 1, 4 and 7 (Varied Fluency)

Developing Match representations to the correct fraction and identify the odd one out. Using hundred squares.

Expected Match representations to the correct fraction and identify the odd one out. Using a variety of pictorials.

Greater Depth Match representations to the correct fraction and identify the odd one out. Using unconventional partitioning.

Questions 2, 5 and 8 (Varied Fluency)

Developing Shade hundred squares to represent a given fraction.

Expected Complete different representations to represent given fractions.

Greater Depth Complete different representations to represent given fractions. Using unconventional partitioning.

Questions 3, 6 and 9 (Reasoning and Problem Solving)

Developing Identify which statement correctly describes a shaded hundred square using hundredths to describe. Some pictorial support.

Expected Identify which statement correctly describes a shaded hundred square using hundredths and tenths to describe.

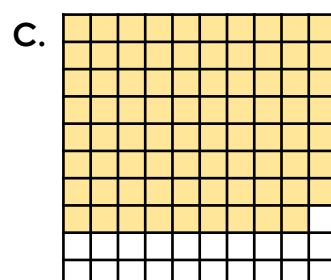
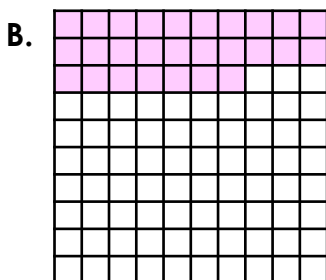
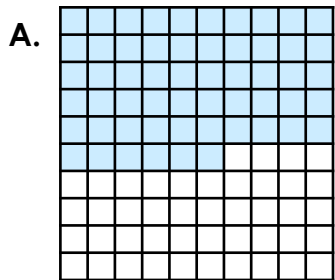
Greater Depth Identify which statement describes an image that is incomplete. Using unconventional partitioning.

More [Year 4 Decimals](#) resources.

Did you like this resource? Don't forget to [review](#) it on our website.

Recognise Tenths and Hundredths

1. Match the representations below to the correct fraction.



$$\frac{79}{100}$$

$$\frac{27}{100}$$

$$\frac{56}{100}$$

$$\frac{42}{100}$$


Which fraction is the odd one out? Draw your own representation to show this.




VF
HW/Ext

2. Use the sentences in the boxes below to correctly shade the hundred squares.

A.



B.



There are thirty hundredths and six hundredths.

There are 7 more hundredths than in square A.



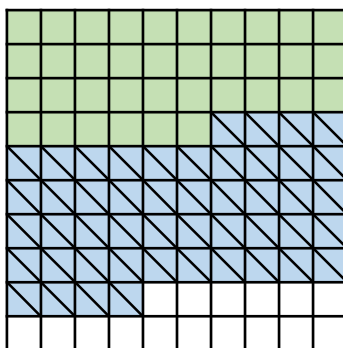
VF
HW/Ext

3. Amy and Ben are both shading the same representation.

I think we have shaded a total of $\frac{74}{100}$.



Amy



I think we shaded $\frac{36}{100}$ first and then $\frac{48}{100}$.



Ben

Who is correct? Explain how you know.

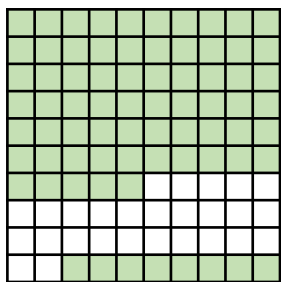


RPS
HW/Ext

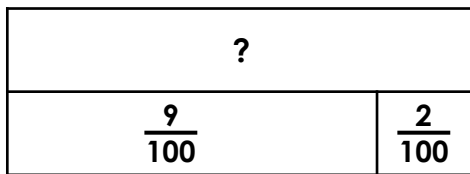
Recognise Tenths and Hundredths

4. Match the representations below to the correct fraction.

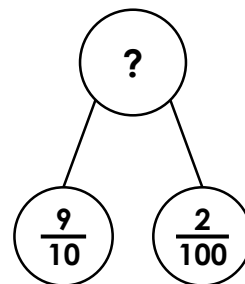
A.



B.



C.



$$\frac{11}{100}$$

$$\frac{92}{100}$$

$$\frac{64}{100}$$

$$\frac{73}{100}$$


Which fraction is the odd one out? Draw your own representation to show this.




VF
HW/Ext

5. Complete the representations according to the clues.

A.



B.



There are four tenths and 6 hundredths.

The tenths digit is double the hundredths digit. Both digits are divisible by four.



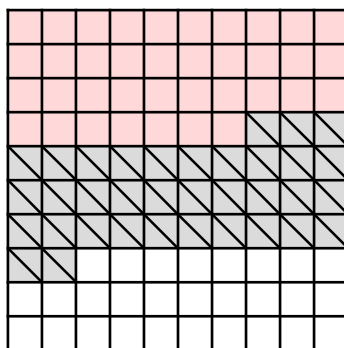
VF
HW/Ext

6. Tom and Liv are both shading the same representation.

I think the square now represents 6 tenths and 2 hundredths.



Tom



I shaded 3 tenths and 5 hundredths with diagonals.



Liv

Who is correct? Explain how you know.

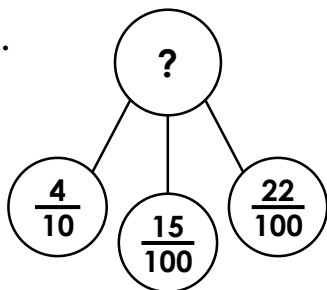


RPS
HW/Ext

Recognise Tenths and Hundredths

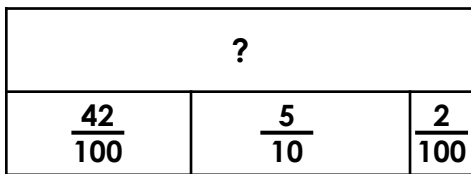
7. Match the representations below to the correct fraction.

A.



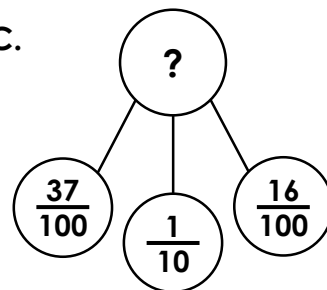
$$\frac{94}{100}$$

B.



$$\frac{63}{100}$$

C.



$$\frac{49}{100}$$

Which fraction is the odd one out? Draw your own representation to show this.



VF
HW/Ext

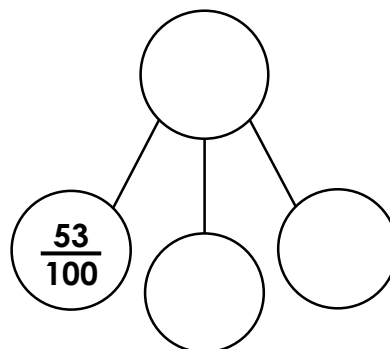
8. Complete the representations according to the clues.

A.



The smallest fraction is half of the given fraction. The final fraction is four tenths larger than the smallest fraction.

B.



One part is twenty-nine hundredths smaller than the given part. One part is one tenth and one hundredth.



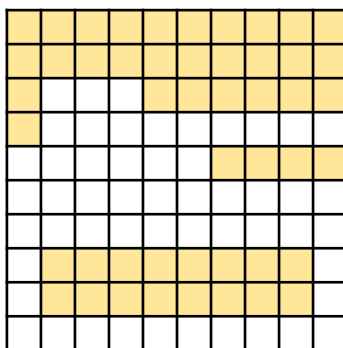
VF
HW/Ext

9. Iris and Leo are shading more fractions on the representation. Iris shades another two tenths and Leo shades eleven hundredths more.

I think we have shaded 5 tenths and 29 hundredths.



Iris



I think we have shaded $\frac{19}{100}$ and $\frac{4}{10}$.



Leo

Who is correct? Explain how you know.



RPS
HW/Ext

Homework/Extension

Recognise Tenths and Hundredths

Developing

1. A. $\frac{56}{100}$; B. $\frac{27}{100}$; C. $\frac{79}{100}$; $\frac{42}{100}$ is the odd one out.
2. A. $\frac{36}{100}$; B. $\frac{43}{100}$ shaded.
3. Ben is correct because $\frac{36}{100}$ have been shaded in dark red and $\frac{48}{100}$ shaded in light blue, making a total of $\frac{84}{100}$.

Expected

4. A. $\frac{73}{100}$; B. $\frac{11}{100}$; C. $\frac{92}{100}$; $\frac{64}{100}$ is the odd one out.
5. A. $\frac{46}{100}$; B. $\frac{84}{100}$ shaded
6. Liv is correct because she has shaded in $\frac{35}{100}$ of the whole amount. Tom is incorrect because the square represents 7 tenths and 2 hundredths.

Greater Depth

7. A. $\frac{77}{100}$; B. $\frac{94}{100}$; C. $\frac{63}{100}$; $\frac{49}{100}$ is the odd one out.
8. A. $\frac{13}{100}$, $\frac{53}{100}$, total = $\frac{92}{100}$; B. $\frac{24}{100}$, $\frac{11}{100}$, total = $\frac{88}{100}$
9. Iris is correct because 79 hundredths have been shaded, which is the same as 5 tenths and 29 hundredths. Leo is incorrect because $\frac{4}{10}$ and $\frac{19}{100}$ is the same as 59 hundredths.