

Year 1 Coding and Grouping and Sorting Knowledge Organiser



Talk about computing apparatus, what it does, what you can do with it and how to use it safely.

Exploring pictograms and understanding how pictograms can be used to represent data.

Star Vocabulary

Mousepad: How the computer is controlled.

Coding: the way that computer programmers input instructions into computers to create programs.

Program: a set of instructions to complete a task.

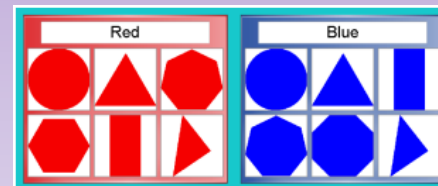
Block: A group of instructions that are grouped together and are run when a certain condition is met.

Bug: A mistake in a code that stops the program from following the coder's instructions.

Key Learning

- To log in safely.
- To learn how to find saved work in the Online Work area and find teacher comments.
- To complete To Dos set on Purple Mash.
- To group and sort on Purple Mash.
- To learn what coding is.
- To create simple instructions in real-life.
- To explore the 2Code program on Purple Mash.
- To learn about combine blocks of code.
- To create a simple program.

Key Resources



Grouping and Sorting




Coding

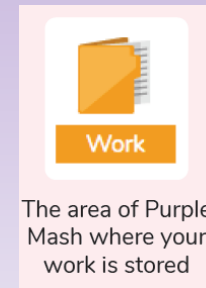
Key Images



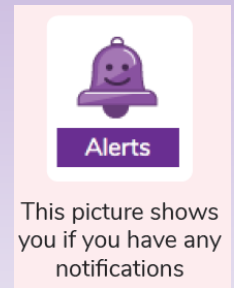
Avatar



Save your work



The area of Purple Mash where your work is stored



This picture shows you if you have any notifications

Log in safely

To complete grouping and sorting activities on Purple Mash

To create simple instructions like those required by a computer

Learn about combined blocks of code

To be able to find saved work and teacher comments

Learn what coding is

To explore the 2Code program

To use the 2Code program to create a simple program