

# Year 4 Online Safety Knowledge Organiser



To know what makes a safe password, understand how to use the internet and blogs for wider communication. Learn about spoof websites & PEGI ratings.

Understand the greater impact of sharing digital content, be aware of appropriate and inappropriate text, photographs & videos. Check the reliability of sources of information.

## Star Vocabulary

**Identity theft:** When a person pretends to be someone else.

### Digital footprint

The information about a person that exists on the Internet as a result of their online activity.

**Copyright:** When the rights to something belong to a specific person.



**Computer virus:** A piece of code which can copy itself and typically has a damaging effect on the device, such as corrupting the system or destroying data.

**Phishing:** Practice of sending email pretending to be from reputable companies to persuade individuals to reveal personal information, such as passwords and credit cards numbers.

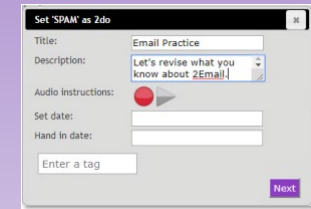
## Key Learning

- To understand how you can protect yourself from online identity theft.
- Understand that a digital footprint can aid identity theft.
- Identify the risks and benefits of installing software including apps.
- Understand that copying the work of others and presenting it as your own is called 'plagiarism' and the consequences of plagiarism.
- Identify appropriate behaviour when participating to online projects for learning.
- Identify the positive and negative influences of technology on health and the environment.
- Understand the importance of balancing screen time with other parts of your life.

## Key Resources



## Key Images



SPAM Email

1	First name		
2	Total screen time (mins)		
3	Total activity time (min)		
4	Activities done on screen		
5	Highest screen time day		
6	Lowest screen-time day		

Healthy screentime

Understand how to protect yourself from online identity theft

Identify the risks and benefits of installing software including apps

Learn how to behave appropriately online

Learn how to balance screen time

Understand that a digital footprint can aid identity theft

Understand plagiarism

Identify positive and negative influences of technology

Give reasons for balancing screentime