



Reception Induction Day

Alec Reed Academy

Key Staff Members



- ▶ Primary Headteacher
 - Mrs Anne Franklin


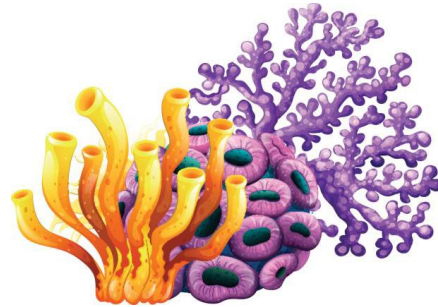
- ▶ Primary Deputy Headteacher
 - Ms Taniya Ahmed

- ▶ Assistant Headteacher EYFS
 - Mrs Navreen Dosanjh

- ▶ EYFS SAFE Worker
 - Julie Porter

Reception Team

- ▶ There are 3 Reception Classes.
- ▶ Kingfisher Class
 - Mrs Jo Meakin
 - Olivia Rooney
- ▶ Coral Class
 - Mrs Navreen Dosanjh
 - Suzan Nasiri
- ▶ Dormouse Class
 - Miss Fatemah Kashif
 - Anne Smart



Home Visits

▶ Home Visits

- You have been given a letter by the teacher, stating when your home visit will be (if one is needed).
- This is an opportunity for school staff to meet your child in a relaxed and familiar environment.
- It is an important opportunity to share information about your child and about the school.
- Please let us know if this is not a convenient time.

▶ First day of school

- The letter also states your child's start date.
- We stagger the children to come in three different stages.
- The children will be doing a full day straight away.




Uniform

- ▶ **Clothing:** At Alec Reed Academy all children wear a school uniform. Uniform can be bought from online from the uniform shop, that is accessible through our website.



It is essential to label all clothes. Please bring spare clothes to be left at school.

Food and Drink



➤ Lunch


- At lunchtime your child can have a packed lunch prepared at home and brought into school, or a school dinner.
- Lunchtime is between 11.45-12.45, when the children can eat lunch and then play with their friends.
- All early years and key stage 1 children are entitled to a free school meal each day.
- Vegetarian options are always available. Please let us know if your child has any other dietary restrictions or requirements.
- Packed lunches should support our school's healthy eating policy. Please note that our school is a 'nut free' zone which means that all types of nuts are banned. Also note that fizzy drinks and chocolate are not allowed in school lunches.

➤ Snacks

- Children will receive a free piece of fruit and carton of milk during the day.

➤ Drinks

- Water is available throughout the day, including lunchtimes. We would really appreciate if your child could come to school with a water bottle every day.




Health

- Staff need to be aware of your child's medical background, in particular any allergies (e.g. bee stings, dairy food), any dietary restrictions (e.g. vegetarian or Halal) and any medical conditions that are important for us to know (e.g. asthma or eczema).
- Children can suddenly become ill and therefore it is important that we know we can contact you or another adult relative/friend at all times.
- Please ensure that the school is kept up to date with your contact details. If your child is unable to attend school due to illness, please telephone the school office to let us know.



Our Day

- ▶ Timings: 8:15AM - 3:00PM
 - ▶ We open the doors at 8:15 for a soft start where children get the opportunity to practise their fine motor skills by completing practical activities.
 - ▶ Every day children will have a literacy session, maths session, guided reading and phonics.
 - ▶ They will have PE every week.
 - ▶ It is important to arrive and collect your children on time.
- 

What is the EYFS?

The **Early Years Foundation Stage** covers the first stage of a child's care from birth to five years old. It sets the standards to ensure that all children learn and develop, as well as keeping them healthy and safe.

All schools and Ofsted registered early years providers in England must follow the EYFS.

Also included in the EYFS are the **seven Areas of Learning**. They are:

- **Communication and Language**
- **Personal, Social and Emotional Development**
- **Physical Development**
- **Literacy**
- **Mathematics**
- **Understanding the World**
- **Expressive Arts and Design**

What is Tapestry?

- ▶ Tapestry is an online learning journal system
- ▶ There is an app and browser version available
- ▶ We can use it to record children's learning and development
- ▶ When you login to your account you will be able to see any observations for your child that have been added to their journal
- ▶ They can be photos/videos/audio files/documents attached to the observation
- ▶ Underneath the media you will see the notes, so the actual observation
- ▶ You will also be able to add comments and like the observation
- ▶ You can also add your own observations!

Listening to a story

Submitted by Early Years on 17 Apr 2017 11:07 AM



Summary: Summary can give you permission to download these photos and videos

Notes

This morning, after we had all talked up, we sat on the number carpet where one of our teachers read a story about a little girl who is searching for a star (Laurie's Star). We all listened really well and discussed various aspects of the story. We each made our own predictions of what might happen next and how we think the story might end.

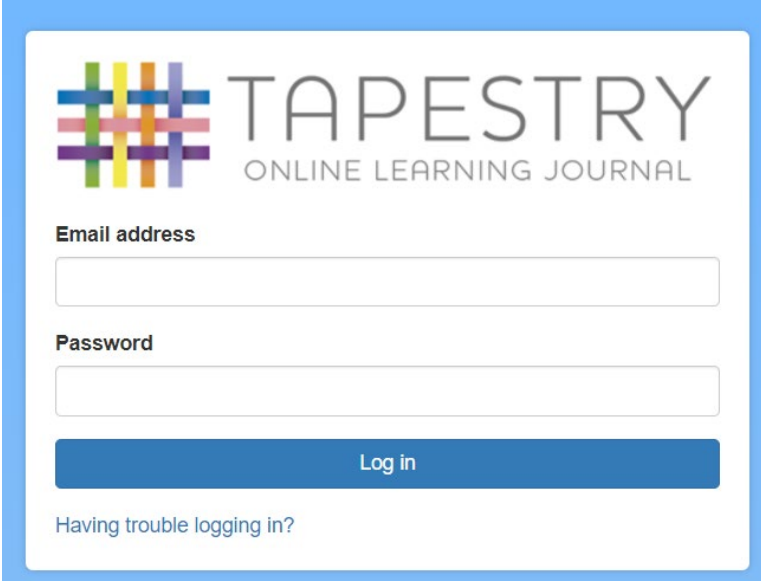
Comments

Add a comment

Add Photo


Logging in


- ▶ To login to Tapestry we will need to have an email address for you
- ▶ Once you activate your account you can then login using your email and password
- ▶ You can reset your password by email if you forget it





The screenshot shows the login interface for Tapestry Online Learning Journal. It features a logo on the left consisting of a grid of colored lines (green, yellow, orange, purple, blue, pink). To the right of the logo, the text "TAPESTRY" is displayed in a large, grey, sans-serif font, with "ONLINE LEARNING JOURNAL" in a smaller font below it. Below the logo and text, there are two input fields: "Email address" and "Password". A blue "Log in" button is positioned below the password field. At the bottom of the form, there is a link that says "Having trouble logging in?".


Class Dojo





**Alec Reed Academy**
51 teachers • 567 parents

 **Schoolwide Centre**
Become a ClassDojo School


 School Story


 School Calendar


 Staff Messaging


 School Directory


My Classes


 New class

 All classes

 **Cubs**
you

 Ducklings
you

 Lambs
you

 Demo Class
you

Archived Classes

Teacher resources • Support

**Cubs**
Classroom **Class Story** Messages Portfolios

Student login 84% • Fami

**84%**
Connected

4 parents still need to connect!

Class Story is the easiest way to share classroom moments, photos, and updates with parents.

Get invites**Upcoming Events****19**
JulWEDNESDAY
Teddy Bears Picnic
13:30 - 15:00**View all events** **What's happening in your classroom?** Photo/Video  File  Record  Event **Post** **Miss Smith**
Cubs Jul 7

Good morning,

I hope you all have a lovely sunny Friday!

Can you make an animal out of the different resources you have available at home. You could use empty cereal boxes, paper, yoghurts pots.
If you are out and about, look out for any animals and minibeasts that you can see.

Can you practise writing your name and numbers

Enjoy the story 'The Snail and Whale'
<https://www.youtube.com/watch?v=EmMnaSkeKqQ>

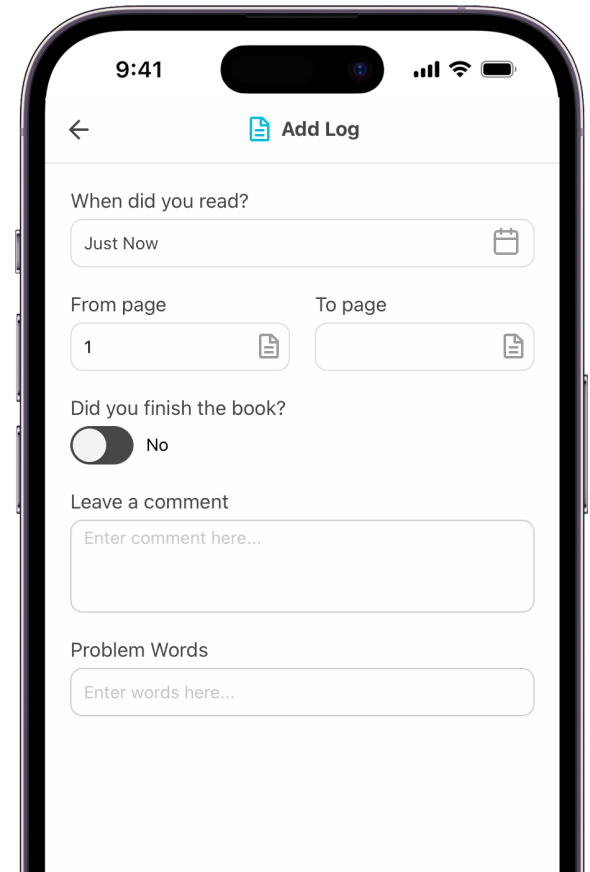
Have a lovely weekend!

 16 views

Boom reader




- Parents/carers can log reading separately
- School gains valuable insight into reading across school
- You can add reading books and any others from home
- The app is free to download
- There is a website version too
- Reduce use of paper for schools



General Information

- ▶ Attendance and Punctuality
 - 8:15am - 3:00pm
- ▶ Behaviour
- ▶ Uniform
- ▶ Fruit and Milk / Allergies
- ▶ Parental Involvement
- ▶ Safeguarding - Who can collect your child?

Donation

- ▶ £5 per term
 - ▶ To ensure we can provide a wide range of enrichment opportunities for the children, we ask for a donation of £5 per child.
 - ▶ This will allow us to get resources for activities, such as cooking and playdough.
- 

Any questions?

